



Shown with optional heavy duty casters

RSA 2626-TB WAT

HIGH SPEED RANDOM SEMI-AUTOMATIC WAT CASE SEALER

Now there is a sustainable solution to meet your automated carton sealing needs. IPG's high speed random Auto H20 provides the most secure curbside recyclable carton closure to replace plastic carton sealing tape while exceeding productivity.

IPG addresses all the previous unfulfilled needs of the market:


- High throughput speeds
- Safe and easy to operate
- Curbside recyclable
- High productivity



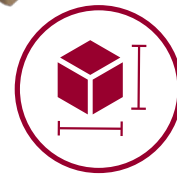
FEATURES & BENEFITS



Uses water-activated tape



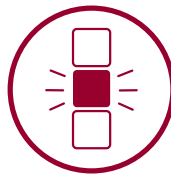
Processes cases up to 28 cases/min



Operates 3.5" min height & 26" max width case sizes



Foot switch to operate pass through mode when no taping is necessary



Standard: No tape indicator
Optional: Low tape & low water indicators



2.5 gallon water tank can activate up to 5 tape rolls

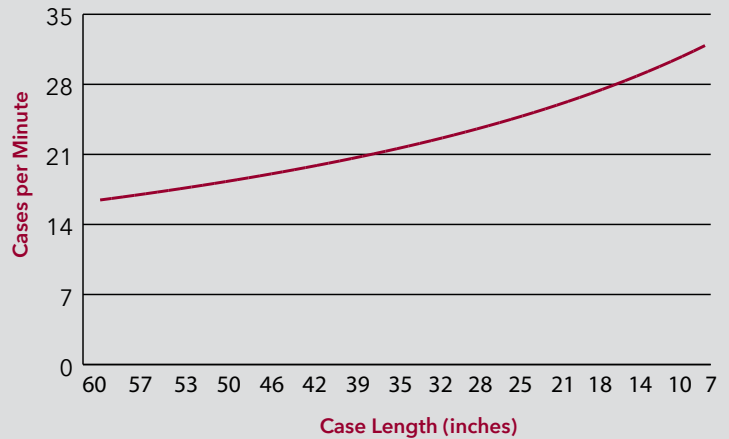
ADDITIONAL FEATURES & BENEFITS

- Double wipe down for most secure seal
- Variable speed drives provide adjustable belt speeds reaching up to 150 feet per minute
- Uses large tape rolls (up to 4500 ft/1317.6 m) to reduce the frequency of tape roll changes*
- Fits in the same space as most top and bottom belt machines in the market

*The actual number of tape roll changes may vary based on the type of corrugate and the box fill level.

OPERATING SPEED

Belt speed is variable but is factory set at 150 ft/min (45.7 m/min). Under some circumstances the belt speed may be slowed to provide optimal taping. The featured chart is based off of **batch processing** the same size case. Actual throughput volume is dependent on case size mix and operator dexterity.



PRODUCT ATTRIBUTES

	Min Case (L x W x H) Outside Dimensions	Min SIOC Outside Dimensions	Max Case (W x H) Outside Dimensions	Max SIOC Outside Dimensions
Standard	7" x 7" x 3.5"	7" x 6" x 3.5"	26" x 26"	26" x 26"
Optional Factory Adjustment	6" x 6" x 3.5"	6" x 6" x 3.5"	25" x 26"	25" x 26"

Part Number	Description	Case Weight	Variable Belt Speed	Throughput in cases/minute	Electric / Pneumatic	Tape Width	Crated Machine Weight	Machine Dimensions	Motors
UM960TW	RSA 2626-TB WAT	1 - 85lb	Up to 150 ft/min	up to 28 cases/min	110v 9 CFM @ 100 PSI	70 - 75 mm	1240 lbs	64.3" x 54.6" x 81.75"	Twin 1/3 rd HP
UM950TW	RSA 2626-TB WAT Top Only	1 - 85lb	Up to 150 ft/min	up to 28 cases/min	110v 9 CFM @ 100 PSI	70 - 75 mm	1240 lbs	64.3" x 54.6" x 81.75"	Twin 1/3 rd HP



WATCH VIDEO



Scan for more info or visit itape.com/machines