



Shown with optional
infeed and exit tables
as well as casters



RSA 3036-SB

RANDOM SEMI-AUTOMATIC CASE SEALER WITH SIDE BELT DRIVE

Interpack's RSA Series Case Sealers are operator-fed machines that automatically adjust to varying case sizes, making them ideal for lines running mixed-size cartons. Each unit includes ET 2Plus adaptive tape heads for consistent tape application on all three panels. The oversized side-belt model offers the same features as the standard RSA 2024-SB but with reinforced construction to handle larger, heavier cases.

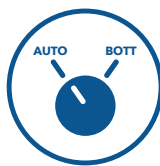


ET 2Plus tape head

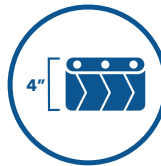
MACHINE FEATURES & BENEFITS



Will process up
to 130 lb cases



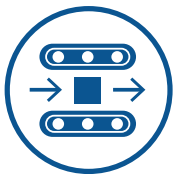
2 modes of operation: upper
head retained random mode
& bottom only seal mode



4" tall drive
bases standard



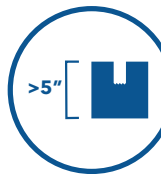
Twin 1/3 HP high torque
gear motors process
larger, heavier cases



Self tensioning, self tracking
belt drive simplifies belt
replacement



Unique "Clear" push button
to clear jams and replace
bottom tape roll



Process cases as
low as 5"



Pneumatic infeed
gate assures proper
positioning of the case


PRODUCT ATTRIBUTES

CHARACTERISTICS	RSA 3036-SB
Min Case (L x W x H)	6" x 5.75" x 5"
Max Case (L x W x H)	Inf x 30" x 36"
Case Weight	0 - 130 lbs
Belt Speed	82 ft/min
Electric	110v, 1ph., 60hz., 6A., (2 x 1/3HP)
Compressed Air Requirements	9 CFM @ 90 PSI
Tape Width	48 - 72 mm (2" - 3")
Conveyor Height	24" - 30"
Machine Weight	816 lbs crated
Machine Dimensions	44.5" x 47.5" x 83"

THESE MACHINES ARE ENGINEERED TO PROVIDE:

- World class performance features
- Heavy duty construction for 24/7 operation
- Ergonomic, user friendly operation and case size set up


Scan for more information on Interpack's RSA Series, including CAD drawings, manuals and videos!



"Clear" button for jams & replacing bottom tape roll (opposite side of machine)




1/3 HP motors for heavy duty usage



Top & bottom or bottom only seal operation modes



Digital pneumatics to improve throughput speed



Standard 4" tall side belts



Self-tensioning & tracking side drives simplify belt replacement



Optional swivel & locking casters

OPTIONS & ACCESSORIES

- 2-inch wide tape heads
- Heavy-duty casters
- Infeed & exit tables (shown above)
- ET Xtreme™ tape heads

DID YOU KNOW?

IPG® is the only North American manufacturer of all 3 types of pressure-sensitive adhesives. Combine Interpack™ machinery and IPG long roll pressure-sensitive tape for greater value. Contact your authorized IPG distributor for details.



Scan for more info or visit itape.com/machines

